

Textured Landscapes

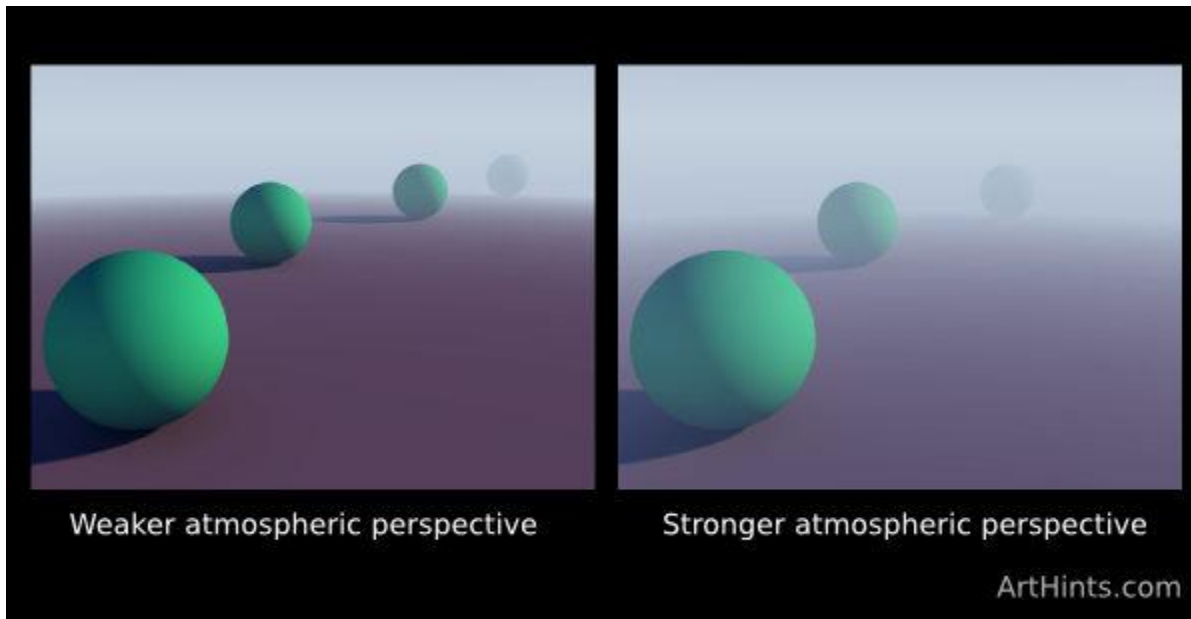
Come in and get out your sketchbook and something to write with... a few notes then a small field trip 😊


- ▶ Landscape- a work of art that shows the features of the natural environment (trees, lakes, mountains, etc)
- ▶ What kind of landscapes can you think of? (you want to come up with at least 3-5)



Atmospheric Perspective

- ▶ The illusion of distance created by muting color and blurring detail as an object gets farther away.





Horizon- the division of earth and sky seen by an observer





Parts of a landscape

- ▶ Foreground- the area of the landscape that is closest to you and thus larger, brighter, and more detailed.
- ▶ Middle ground- the area of the landscape below the horizon that is between the foreground and background.
- ▶ Background- the area of a landscape that is the farthest from you and thus more muted, less detailed and smaller.



Analysis Of Atmospheric Perspective in a landscape



The project:

- ▶ You will be creating a textured landscape using oil or chalk pastel and one of two different methods.
- ▶ Method one will be a textured “stain glass” landscape using glue
- ▶ Method two will be a textured “3d” landscape using spackling.

Method one:





Okay, lets now look at some student examples and discuss them





Name *Kristy Lindberg*
Course *LEADERS I*




Method 2



Student examples





Now what we will do is go to the library and find a picture.

► What I do not want to see:

